

DECODING DECODERS: FINDING OPTIMAL REPRESENTATION SPACES FOR UNSUPERVISED SIMILARITY TASKS

Vitalii Zhelezniak, Dan Busbridge, April Shen, Samuel L. Smith* & Nils Y. Hammerla
 babylon health, 60 Sloane Avenue, London, SW3 3DD, United Kingdom
 {vitali.zhelezniak, dan.busbridge, april.shen,
 nils.hammerla}@babylonhealth.com, slsmith@google.com

ABSTRACT

Experimental evidence indicates that simple models outperform complex deep networks on many unsupervised similarity tasks. We provide a simple yet rigorous explanation for this behaviour by introducing the concept of an *optimal representation space*, in which semantically close symbols are mapped to representations that are close under a similarity measure induced by the model’s objective function. In addition, we present a straightforward procedure that, without any retraining or architectural modifications, allows deep recurrent models to perform equally well (and sometimes better) when compared to shallow models. To validate our analysis, we conduct a set of consistent empirical evaluations and introduce several new sentence embedding models in the process. Even though this work is presented within the context of natural language processing, the insights are readily applicable to other domains that rely on distributed representations for transfer tasks.

1 INTRODUCTION

Distributed representations have played a pivotal role in the current success of machine learning. In contrast with the symbolic representations of classical AI, distributed representation spaces can encode rich notions of semantic similarity in their distance measures, allowing systems to generalise to novel inputs. Methods to learn these representations have gained significant traction, in particular for modelling words (Mikolov et al., 2013). They have since been successfully applied to many other domains, including images (Girod et al., 2011; Razavian et al., 2014) and graphs (Kipf & Welling, 2016; Grover & Leskovec, 2016; Narayanan et al., 2017).

Using unlabelled data to learn effective representations is at the forefront of modern machine learning research. The Natural Language Processing (NLP) community in particular has invested significant efforts in the construction (Mikolov et al., 2013; Pennington et al., 2014; Bojanowski et al., 2016; Joulin et al., 2017), evaluation (Baroni et al., 2014) and theoretical analysis (Levy & Goldberg, 2014) of distributed representations for words.

Recently, attention has shifted towards the unsupervised learning of representations for larger pieces of text, such as phrases (Yin & Schütze, 2015; Zhang et al., 2017), sentences (Kalchbrenner et al., 2014; Kiros et al., 2015; Tai et al., 2015; Hill et al., 2016; Arora et al., 2017), and entire paragraphs (Le & Mikolov, 2014). Some of this work simply sums or averages constituent word vectors to obtain a sentence representation (Mitchell & Lapata, 2010; Milajevs et al., 2014; Wieting et al., 2015; Arora et al., 2017), which is surprisingly effective.

Another line of research has relied on a *sentence-level distributional hypothesis* (Polajnar et al., 2015), originally applied to words (Harris, 1954), which is an assumption that sentences which occur in similar contexts have a similar meaning. Such models often use an encoder-decoder architecture (Cho et al., 2014) to predict the adjacent sentences of any given sentence. Examples of such models include SkipThought (Kiros et al., 2015), which uses Recurrent Neural Networks (RNNs) for its

*Now at Google Brain.

encoder and decoders, and FastSent (Hill et al., 2016), which replaces the RNNs with simpler bag-of-words (BOW) versions.

Models trained in an unsupervised manner on large text corpora are usually applied to *supervised transfer tasks*, where the representation for a sentence forms the input to a supervised classification problem, or to *unsupervised similarity tasks*, where the similarity (typically taken to be the cosine similarity) of two inputs is compared with corresponding human judgements of semantic similarity in order to inform some downstream process, such as information retrieval.

Interestingly, some researchers have observed that deep complex models like SkipThought tend to do well on supervised transfer tasks but relatively poorly on unsupervised similarity tasks, whereas for shallow log-linear models like FastSent the opposite is true (Hill et al., 2016; Conneau et al., 2017). It has been highlighted that this should be addressed by analysing the geometry of the representation space (Almahairi et al., 2015; Schnabel et al., 2015; Hill et al., 2016; Wieting & Gimpel, 2017), however, to the best of our knowledge it has not been systematically attempted.

In this work we attempt to address the observed performance gap on unsupervised similarity tasks between representations produced by simple models and those produced by deep complex models. Our main contributions are as follows:

- We introduce the concept of a model’s *optimal representation space*, in which semantic similarity between symbols is mapped to a similarity measure between their corresponding representations, and that measure is induced by that model’s objective function.
- We show that models with log-linear decoders are usually evaluated in their optimal space, while recurrent models are not. This effectively explains the performance gap on unsupervised similarity tasks.
- We show that, when evaluated in their optimal space, recurrent models close that gap. We also provide a procedure for extracting this optimal space using the decoder hidden states.
- We validate our findings with a series of consistent empirical evaluations utilising a single publicly available codebase.¹

2 OPTIMAL REPRESENTATION SPACE

We begin by considering a general problem of learning a conditional probability distribution $P_{\text{model}}(y | x)$ over the output symbols $y \in \mathcal{Y}$ given the input symbols $x \in \mathcal{X}$.

Definition 1. A space \mathcal{H} combined with a similarity measure $\rho : \mathcal{H} \times \mathcal{H} \mapsto \mathbb{R}$ in which semantically close symbols $x_i, x_j \in \mathcal{X}$ have representations $\mathbf{h}_{x_i}, \mathbf{h}_{x_j} \in \mathcal{H}$ that are close in ρ is called a *distributed representation space* (Goodfellow et al., 2016).

In general, a distributed representation of a symbol x is obtained via some function $\mathbf{h}_x = f(x; \theta_f)$, parametrised by weights θ_f . Distributed representations of the input symbols are typically found as the layer activations of a Deep Neural Network (DNN). One can imagine running all possible $x \in \mathcal{X}$ through a DNN and using the activations \mathbf{h}_x of the n^{th} layer as vectors in \mathcal{H}_x :

$$\mathcal{H}_x = \left\{ \mathbf{h}_x = \text{Activation}^{(n)}(x) \mid x \in \mathcal{X} \right\}.$$

The distributed representation space of the output symbols \mathcal{H}_y can be obtained via some function $\mathbf{h}_y = g(y; \theta_g)$ that does not depend on the input symbol x , e.g. a row of the softmax projection matrix that corresponds to the output y .

In practice, although \mathcal{H} obtained in such a manner with a reasonable vector similarity ρ (such as cosine or Euclidean distance) forms a distributed representation space, there is no *a priori* reason why an arbitrary choice of a similarity function would be appropriate given \mathcal{H} and the model’s objective. There is no analytic guarantee, for arbitrarily chosen \mathcal{H} and ρ , that small changes in semantic similarity of symbols correspond to small changes in similarity ρ between their vector representations in \mathcal{H} and vice versa, unless such a requirement is induced by optimising the objective function. This motivates Definition 2.

¹ Code available at github.com/Babylonpartners/decoding-decoders.

Definition 2. A space \mathcal{H} equipped with a similarity measure ρ such that $\log P_{\text{model}}(y|x) \propto \rho(\mathbf{h}_y, \mathbf{h}_x)$ is called an *optimal representation space*.

In words, if a model has an optimal representation space, the conditional log-probability of an output symbol y given an input symbol x is proportional to the similarity $\rho(\mathbf{h}_y, \mathbf{h}_x)$ between their corresponding vector representations $\mathbf{h}_y, \mathbf{h}_x \in \mathcal{H}$.

For example, consider the following standard classification model

$$P_{\text{model}}(y|x) = \frac{\exp(\mathbf{u}_y \cdot \text{DNN}(x))}{\sum_{y'} \exp(\mathbf{u}_{y'} \cdot \text{DNN}(x))} \quad (1)$$

where \mathbf{u}_y is the y^{th} row of the output projection matrix \mathbf{U} .

If $\mathcal{H}_x = \{\text{DNN}(x) \mid x \in \mathcal{X}\}$ and $\mathcal{H}_y = \{\mathbf{u}_y \mid y \in \mathcal{Y}\}$, then $\mathcal{H} = \mathcal{H}_x \cup \mathcal{H}_y$ equipped with the standard dot product $\rho(\mathbf{h}_1, \mathbf{h}_2) = \mathbf{h}_1 \cdot \mathbf{h}_2$ is an optimal representation space. Note that if the exponents of Equation 1 contained Euclidean distance, then we would find $\log P_{\text{model}}(y|x) \propto \|\mathbf{u}_y - \text{DNN}(x)\|_2$. The optimal representation space would then be equipped with Euclidean distance as its optimal distance measure ρ . This easily extends to any other distance measures desired to be induced on the optimal representation space.

Let us elaborate on why Definition 2 is a reasonable definition of an optimal space. Let $x_1, x_2 \in \mathcal{X}$ be the input symbols and $y_1, y_2 \in \mathcal{Y}$ their corresponding outputs. Using

$$\mathbf{a} \stackrel{\rho}{\sim} \mathbf{b}$$

to denote that \mathbf{a} and \mathbf{b} are close under ρ , a reasonable model trained on a subset of $(\mathcal{X}, \mathcal{Y})$ will ensure that $\mathbf{h}_{x_1} \stackrel{\rho}{\sim} \mathbf{h}_{y_1}$ and $\mathbf{h}_{x_2} \stackrel{\rho}{\sim} \mathbf{h}_{y_2}$. If x_1 and x_2 are semantically close and assuming semantically close input symbols have similar outputs, we also have that $\mathbf{h}_{x_1} \stackrel{\rho}{\sim} \mathbf{h}_{y_2}$ and $\mathbf{h}_{x_2} \stackrel{\rho}{\sim} \mathbf{h}_{y_1}$. Therefore it follows that $\mathbf{h}_{x_1} \stackrel{\rho}{\sim} \mathbf{h}_{x_2}$ (and $\mathbf{h}_{y_1} \stackrel{\rho}{\sim} \mathbf{h}_{y_2}$). Putting it differently, semantic similarity of input and output symbols translates into closeness of their distributed representations under ρ , in a way that is consistent with the model.

Note that any model $P_{\text{model}}(y|x)$ parametrised by a continuous function can be approximated by a function in the form of Equation 1. It follows that any model that produces a probability distribution has an optimal representation space. Also note that the optimal space for the inputs does not necessarily have to come from the final layer before the softmax projection but instead can be constructed from any layer, as we now demonstrate.

Let n be the index of the final activation before the softmax projection and let $k \in \{1, \dots, n\}$. We split the network into three parts:

$$\text{softmax}(\mathbf{U}F_n(G_k(x))) \quad (2)$$

where G_k contains first k layers, F_n contains the remaining $n - k$ layers and \mathbf{U} is the softmax projection matrix. Let the space for inputs \mathcal{H}_x be defined as

$$\mathcal{H}_x = \{G_k(x) \mid x \in \mathcal{X}\}$$

and the space for outputs \mathcal{H}_y defined as

$$\mathcal{H}_y = \{\mathbf{u}_y \mid y \in \mathcal{Y}\}.$$

Their union $\mathcal{H} = \mathcal{H}_x \cup \mathcal{H}_y$ equipped with $\rho(\mathbf{h}_1, \mathbf{h}_2) = J(\mathbf{h}_1) \cdot J(\mathbf{h}_2)$ where

$$J(\mathbf{h}) = \begin{cases} F_n(\mathbf{h}) & \text{if } \mathbf{h} \in \mathcal{H}_x \\ \mathbf{h} & \text{otherwise} \end{cases}$$

is again an optimal representation space.

3 OPTIMAL SENTENCE REPRESENTATION SPACE

For the remainder of this paper, we focus on unsupervised models for learning distributed representations of sentences, an area of particular interest in NLP.

3.1 BACKGROUND

Let $S = (s_1, s_2, \dots, s_N)$ be a corpus of contiguous sentences where each sentence $s_i = w_{s_i}^1 w_{s_i}^2 \dots w_{s_i}^{\tau_{s_i}}$ consists of words from a pre-defined vocabulary V of size $|V|$.

We transform the corpus into a set of pairs $D = \{(s_i, c_i)\}_{i=1}^N$, where $s_i \in S$ and c_i is a context of s_i . The context usually (but not necessarily) contains some number of surrounding sentences of s_i , e.g. $c_i = (s_{i-1}, s_{i+1})$.

We are interested in modelling the probability of a context c given a sentence s . In general

$$P_{\text{model}}(c | s; \theta) = \prod_{t=1}^{\tau_c} P_{\text{model}}(w_c^t | w_c^{t-1}, \dots, w_c^1, s; \theta). \quad (3)$$

One popular way to model $P(c | s)$ for sentence-level data is suggested by the encoder-decoder framework. The encoder \mathcal{E} produces a fixed-length vector representation $\mathbf{h}_s^\mathcal{E} = \mathcal{E}(s)$ for a sentence s and the decoder gives a context prediction $\hat{c} = \mathcal{D}(\mathbf{h}_s^\mathcal{E})$ from that representation.

Due to a clear architectural separation between \mathcal{E} and \mathcal{D} , it is common to take $\mathbf{h}_s^\mathcal{E}$ as a representation of a sentence s in the downstream tasks. Furthermore, since $\mathbf{h}_s^\mathcal{E}$ is usually encoded as a vector, such representations are often compared via simple similarity measures, such as dot product or cosine similarity.

3.2 LOG-LINEAR DECODERS

We first consider encoder-decoder architectures with a log-linear BOW decoder for the context. Let $\mathbf{h}_i = \mathcal{E}(s_i)$ be a sentence representation of s_i produced by some encoder \mathcal{E} . The nature of \mathcal{E} is not important for our analysis; for concreteness, the reader can consider a model such as FastSent (Hill et al., 2016), where \mathcal{E} is a BOW (sum) encoder.

In the case of the log-linear BOW decoder, words are conditionally independent of the previously occurring sequence, thus Equation 3 becomes

$$P_{\text{model}}(c_i | s_i; \theta) = \prod_{w \in c_i} P_{\text{model}}(w | s_i; \theta) = \prod_{w \in c_i} \frac{\exp(\mathbf{u}_w \cdot \mathbf{h}_i)}{\sum_{w' \in V} \exp(\mathbf{u}_{w'} \cdot \mathbf{h}_i)}. \quad (4)$$

where $\mathbf{u}_w \in \mathbb{R}^d$ is the output word embedding for a word w and \mathbf{h}_i is the encoder output. (Biases are omitted for brevity.)

The objective is to maximise the model probability of contexts c_i given sentences s_i across the corpus D , which corresponds to finding the Maximum Likelihood Estimator (MLE) for the trainable parameters θ :

$$\theta_{\text{MLE}} = \arg \max_{\theta} \prod_{(s_i, c_i) \in D} P_{\text{model}}(c_i | s_i; \theta). \quad (5)$$

By switching to the negative log-likelihood and inserting the above expression, we arrive at the following optimisation problem:

$$\theta_{\text{MLE}} = \arg \min_{\theta} \left[- \sum_{(s_i, c_i) \in D} \left(\sum_{w \in c_i} \mathbf{u}_w \cdot \mathbf{h}_i + |c_i| \log \sum_{w' \in V} \exp(\mathbf{u}_{w'} \cdot \mathbf{h}_i) \right) \right]. \quad (6)$$

Noticing that

$$\sum_{w \in c_i} \mathbf{u}_w \cdot \mathbf{h}_i = \left(\sum_{w \in c_i} \mathbf{u}_w \right) \cdot \mathbf{h}_i = \mathbf{c}_i \cdot \mathbf{h}_i, \quad (7)$$

we see that the objective in Equation 6 forces the sentence representation \mathbf{h}_i to be similar under dot product to its context representation \mathbf{c}_i , which is simply the sum of the output embeddings of the context words. Simultaneously, output embeddings of words that do not appear in the context of a sentence are forced to be dissimilar to its representation.

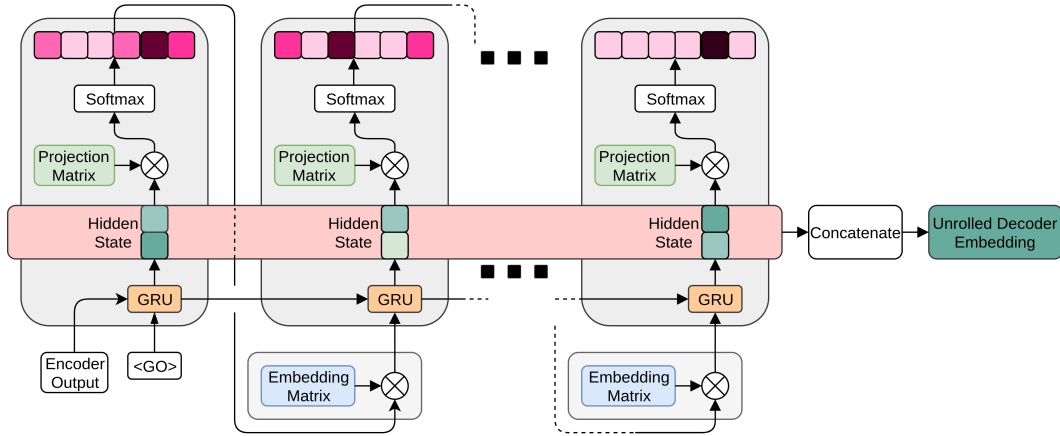


Figure 1: Unrolling an RNN decoder at inference time. The initial hidden state for the decoder is typically the encoder output, either the recurrent cell final state for an RNN encoder, or the sum of the input word embeddings for a BOW encoder. At the first time step, a learned $\langle GO \rangle$ token is presented as the input. In subsequent time steps, a probability-weighted sum over word vectors is used. The decoder is then unrolled for a fixed number of steps. The hidden states are then concatenated to produce the unrolled decoder embedding. In the models evaluated in section 4, this process is performed for the RNN corresponding to the previous and next sentences. The sentence representation is then taken as the concatenation across both RNNs.

Using $\overset{\text{dot}}{\sim}$ to denote *close under dot product*, we find that if two sentences s_i and s_j have similar contexts, then $\mathbf{h}_i \overset{\text{dot}}{\sim} \mathbf{c}_j$ and $\mathbf{h}_j \overset{\text{dot}}{\sim} \mathbf{c}_i$. The objective function in Equation 6 ensures that $\mathbf{h}_i \overset{\text{dot}}{\sim} \mathbf{c}_i$ and $\mathbf{h}_j \overset{\text{dot}}{\sim} \mathbf{c}_j$. Therefore, it follows that $\mathbf{h}_i \overset{\text{dot}}{\sim} \mathbf{h}_j$.

Putting it differently, sentences that occur in related contexts are assigned representations that are similar under the dot product. Hence we see that the encoder output equipped with the dot product constitutes an optimal representation space as defined in section 2.

3.3 RECURRENT SEQUENCE DECODERS

Another common choice for the context decoder is an RNN decoder

$$\mathbf{h}^t = \text{RNNCell}(\mathbf{v}^t, \mathbf{h}^{t-1}), \quad \mathbf{h}^0 = \mathbf{h}_i \tag{8}$$

where $\mathbf{h}_i = \mathcal{E}(s_i)$ is the encoder output. The specific structure of \mathcal{E} is again not important for our analysis. (When \mathcal{E} is also an RNN, this is similar to SkipThought (Kiros et al., 2015).)

The time unrolled states of decoder are converted to probability distributions over the vocabulary, conditional on the sentence s_i and all the previously occurring words. Equation 3 becomes

$$P_{\text{model}}(c_i | s_i; \theta) = \prod_{t=1}^{\tau_{c_i}} P_{\text{model}}(w^t | w^{t-1}, \dots, w^1, s_i; \theta) = \prod_{t=1}^{\tau_{c_i}} \frac{\exp(\mathbf{u}_{w^t} \cdot \mathbf{h}^t)}{\sum_{w' \in V} \exp(\mathbf{u}_{w'} \cdot \mathbf{h}^t)} \tag{9}$$

Similarly to Equation 6, MLE for the model parameters θ can be found as

$$\theta_{\text{MLE}} = \arg \min_{\theta} \left[- \sum_{(s_i, c_i) \in D} \sum_{t=1}^{\tau_{c_i}} \left(\mathbf{u}_{w^t} \cdot \mathbf{h}^t + \log \sum_{w' \in V} \exp(\mathbf{u}_{w'} \cdot \mathbf{h}^t) \right) \right]. \tag{10}$$

Using \oplus to denote *vector concatenation*, we note that

$$\sum_{t=1}^{\tau_{c_i}} \mathbf{u}_{w^t} \cdot \mathbf{h}^t = \left(\bigoplus_{t=1}^{\tau_{c_i}} \mathbf{u}_{w^t} \right) \cdot \left(\bigoplus_{t=1}^{\tau_{c_i}} \mathbf{h}^t \right) = \mathbf{c}_i \cdot \mathbf{h}_i^{\mathcal{D}}, \tag{11}$$

where the sentence representation $\mathbf{h}_i^{\mathcal{D}}$ is now an *ordered* concatenation of the hidden states of the decoder and the context representation \mathbf{c}_i is an *ordered* concatenation of the output embeddings of

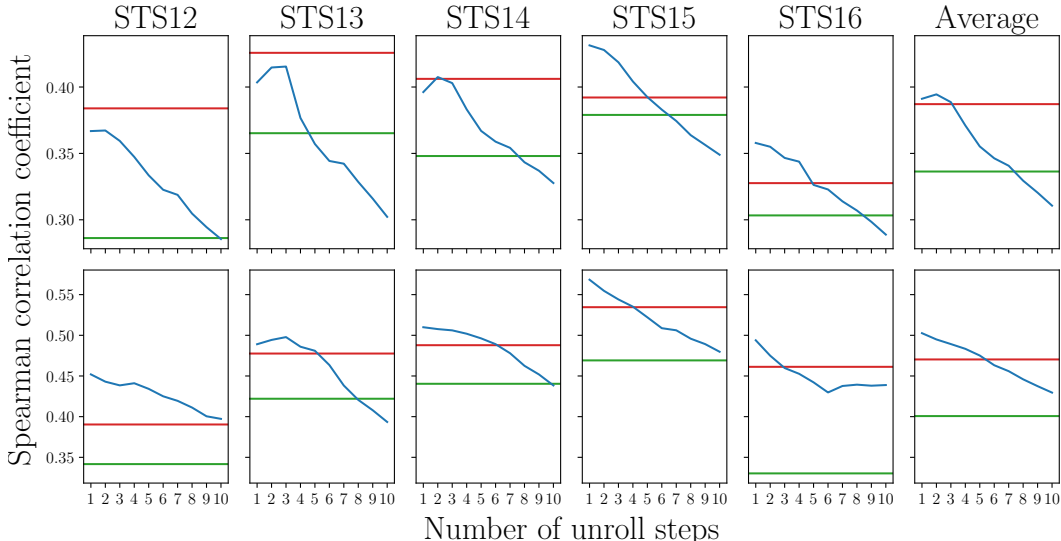


Figure 2: Performance on the STS tasks depending on the number of unrolled hidden states of the decoders, using dot product as the similarity measure. The top row presents results for the RNN encoder and the bottom row for the BOW encoder. **Red:** Raw encoder output with BOW decoder. **Green:** Raw encoder output with RNN decoder. **Blue:** Unrolled RNN decoder output. Independent of the encoder architecture, unrolling even a single state of the decoder always outperforms the raw encoder output with RNN decoder, and almost always outperforms the raw encoder output with BOW decoder for some number of unrolls.

the context words. Hence we come to the same conclusion as in the log-linear case, except we have order-sensitive representations as opposed to unordered ones. As before, \mathbf{h}_i^D is forced to be similar to the context \mathbf{c}_i under dot product, and is made dissimilar to sequences of $\mathbf{u}_{w'}$ that do not appear in the context.

The “transitivity” argument from subsection 3.2 remains intact, except the length of decoder hidden state sequences might differ from sentence to sentence. To avoid this problem, we can formally treat them as infinite-dimensional vectors in ℓ^2 with only a finite number of initial components occupied by the sequence and the rest set to zero. Alternatively, we can agree on the maximum sequence length, which in practice can be determined from the training corpus.

Regardless, the above space of unrolled concatenated decoder states, equipped with dot product, is the optimal representation space for models with recurrent decoders. Consequently, this space could be a much better candidate for unsupervised similarity tasks.

We refer to the method of accessing the decoder states at every time step as *unrolling the decoder*, illustrated in Figure 1. Note that accessing the decoder output does not require re-architecting or retraining the model, yet gives a potential performance boost on unsupervised similarity tasks almost for free. We will demonstrate the effectiveness of this technique empirically in section 5.

4 EXPERIMENTAL SETUP

We have seen in section 2 that the optimal representation space for a given model depends on the choice of decoder architecture. To support this theory, we train several encoder-decoder architectures for sentences with the decoder types analysed in section 3, and evaluate them on downstream tasks using both their optimal space and the standard space of the encoder output as the sentence representations.

Models and training. Each model has an encoder for the current sentence, and decoders for the previous and next sentences. As our analysis is independent of encoder type, we train and evaluate models with BOW and RNN encoders, two common choices in the literature for sentence representation learners (Hill et al., 2016; Kiros et al., 2015). The BOW encoder is the sum of word vectors (Hill et al., 2016). The RNN encoder and decoders are Gated Recurrent Units (GRUs) (Cho et al., 2014).

Table 1: Performance of different architectures and sentence representations on unsupervised similarity tasks using dot product as the similarity measure. On each task, the highest performing setup for each encoder type is highlighted in bold and the highest performing setup overall is underlined. All reported values indicate Pearson/Spearman correlation coefficients for the task. In the case of both encoder types, unrolling the RNN decoder using the concatenation of the decoder hidden states (*-RNN-concat) dramatically improves the performance across all tasks compared to using the raw encoder output (*-RNN), validating the theoretical justification presented in subsection 3.3.

Encoder	Decoder	STS12	STS13	STS14	STS15	STS16
RNN	BOW	0.286/ 0.384	0.381/ 0.426	0.365/ 0.406	0.262/0.392	0.260/0.328
	RNN	0.267/0.286	0.371/0.365	0.357/0.348	0.379/0.379	0.313/0.303
	RNN-concat	0.335 /0.359	0.411 /0.415	0.413 /0.403	0.414 / 0.419	0.326 / 0.347
BOW	BOW	0.351/0.390	0.418/0.478	0.442/0.488	0.455/0.535	0.370/ 0.461
	RNN	0.310/0.342	0.365/0.422	0.396/0.440	0.412/0.469	0.281/0.330
	RNN-concat	0.422 / 0.438	0.478 / 0.498	0.498 / 0.506	0.512 / 0.544	0.402 /0.460

Using the notation ENC-DEC, we train RNN-RNN, RNN-BOW, BOW-BOW, and BOW-RNN models. For each encoder-decoder combination, we test several methods of extracting sentence representations to be used in the downstream tasks. First, we use the standard choice of the final output of the encoder as the sentence representation. In addition, for models that have RNN decoders, we unroll between 1 and 10 decoder hidden states. Specifically, when we unroll n decoder hidden states, we take the first n hidden states from each of the decoders and concatenate them in order to get the resulting sentence representation. We refer to these representations as *-RNN-concat.

All models are trained on the Toronto Books Corpus (Zhu et al., 2015), a dataset of 70 million ordered sentences from over 7,000 books. The sentences are pre-processed such that tokens are lower case and splittable by space.

Evaluation tasks. We use the SentEval tool (Conneau et al., 2017) to benchmark sentence embeddings on both supervised and unsupervised transfer tasks. The supervised tasks in SentEval include paraphrase identification (MSRP) (Dolan et al., 2004), movie review sentiment (MR) (Pang & Lee, 2005), product review sentiment (CR), (Hu & Liu, 2004)), subjectivity (SUBJ) (Pang & Lee, 2004), opinion polarity (MPQA) (Wiebe et al., 2005), and question type (TREC) (Voorhees, 2002; Roth & Li, 2003). In addition, there are two supervised tasks on the SICK dataset, entailment and relatedness (denoted SICK-E and SICK-R) (Marelli et al., 2014). For the supervised tasks, SentEval trains a logistic regression model with 10-fold cross-validation using the model’s embeddings as features.

The unsupervised Semantic Textual Similarity (STS) tasks are STS12-16 (Cer et al., 2017; Agirre et al., 2012; 2013; 2014; Agirre, 2015; Agirre et al., 2016), which are scored without training a new supervised model; in other words, the embeddings are used to directly compute similarity, which is compared to human judgements of semantic similarity. We use dot product to compute similarity as indicated by our analysis; results and discussion using cosine similarity, which is canonical in the literature, are presented in Appendix B. For more details on all tasks and the evaluation strategy, see Conneau et al. (2017).

Implementation and hyperparameters. Our goal is to study how different decoder types affect the performance of sentence embeddings on various tasks. To this end, we use identical hyperparameters and architecture for each model (except encoder and decoder types), allowing for a fair head-to-head comparison. Specifically, for RNN encoders and decoders we use a single layer GRU with layer normalisation (Ba et al., 2016). All the weights (including word embeddings) are initialised uniformly over $[-0.1, 0.1]$ and trained with Adam (Kingma & Ba, 2014) without weight decay or dropout. Sentence length is clipped or zero-padded to 30 tokens and end-of-sentence tokens are used throughout training and evaluation. Following Kiros et al. (2015), we use a vocabulary size of $20k$ with vocabulary expansion, 620-dimensional word embeddings, and 2400 hidden units in all RNNs.

5 RESULTS

Performance of the unrolled models on the STS tasks is presented in Figure 2. We note that unrolling even a single state of the RNN decoder always improves the performance over the raw encoder output. In addition, the unrolled RNN representation is often able to outperform raw encoder output with BOW decoder for some number of hidden states, providing further evidence of the efficacy of this method.

Table 2: Performance of different architectures and sentence representations on supervised transfer tasks. On each task, the highest performing setup for each encoder type is highlighted in bold and the highest performing setup overall is underlined. All reported values indicate test accuracy on the task, except for SICK-R where we report the Pearson correlation with human-provided scores. Note that the analysis in section 3 is not readily applicable here, as instead of using a similarity measure in the representation space directly, the supervised transfer tasks train an entirely new model on top of the chosen representation. However, the results do indicate that unrolling RNN decoders could be a reasonable choice even for supervised tasks.

Encoder	Decoder	MR	CR	MPQA	SUBJ	SST	TREC	MRPC	SICK-R	SICK-E
RNN	BOW	75.78	79.34	86.25	90.77	81.99	84.60	70.55	0.80	78.81
	RNN	77.06	81.77	88.59	92.56	<u>82.65</u>	86.60	71.94	0.83	81.10
	RNN-concat	76.20	82.07	85.96	91.80	80.83	87.20	71.59	0.82	80.35
BOW	BOW	76.16	81.14	87.03	92.77	81.66	84.20	71.07	0.84	80.58
	RNN	76.05	82.07	85.80	92.13	80.83	87.20	72.99	0.82	78.87
	RNN-concat	<u>77.27</u>	82.04	88.74	92.88	81.82	89.60	73.68	0.85	82.26

We observe that the performance tends to peak around 2-3 hidden states and fall off afterwards. In principle, one might expect the peak to be around the average sentence length of the corpus. A possible explanation of this behaviour is the “softmax drifting effect”. As there is no context available at inference time, we generate the word embedding for the next time step using the softmax output from the previous time step (see Figure 1). Given that for any sentence, there is no single correct context, the probability distribution over the next words in that context will be potentially multi-modal. This will produce inputs for the decoder that diverge from the inputs it expects (i.e. word vectors for the vocabulary). Further work is needed to understand this and other possible causes in detail.

Performance across unsupervised similarity tasks is presented in Table 1 and performance across supervised transfer tasks is presented in Table 2. For the unrolled architectures, in these tables we report on the one that performs best on the STS tasks. In addition, see Appendix A for a comparison with the original SkipThought results from the literature, and Appendix B for results using cosine similarity rather than dot product as the similarity measure in STS tasks.

In the case of the unsupervised similarity tasks (Table 1), note that architectures evaluated in their optimal space, including unrolled RNN and BOW decoders, consistently outperform those evaluated in a sub-optimal space, as our analysis in section 3 predicts.

When we look at the performance on supervised transfer tasks in Table 2, combined with the similarity results in Table 1, we see that the notion that models cannot be good at both supervised transfer and unsupervised similarity tasks needs refining; for example, RNN-RNN achieves strong performance on supervised transfer, while RNN-RNN-concat achieves strong performance on unsupervised similarity. In general, our results indicate that a single model may be able to perform well on different downstream tasks, provided that the representation spaces chosen for each task are allowed to differ.

Curiously, the unusual combination of a BOW encoder and concatenation of the RNN decoders leads to the best performance on most benchmarks, even slightly exceeding that of some supervised models on some tasks (Conneau et al., 2017). This architecture may be worth investigating.

6 CONCLUSION

In this work, we introduced the concept of an optimal representation space, where semantic similarity directly corresponds to distance in that space, in order to shed light on the performance gap between simple and complex architectures on downstream tasks. In particular, we studied encoder-decoder architectures and how the representation space induced by the encoder outputs relates to the training objective of the model.

Although the space of encoder outputs, equipped with dot product as the similarity function, has been typically taken as the representation space regardless of what type of decoder is used, it turns out that this is only optimal in the case of BOW decoders but not RNN decoders. This yields a simple explanation for the observed performance gap between these architectures, namely that the former has been evaluated in its optimal representation space, whereas the latter has not.

Furthermore, we showed that any neural network that outputs a probability distribution has an optimal representation space. Since an RNN does produce a probability distribution, we analysed its objective function which motivated a procedure of unrolling the decoder. This simple method allowed us to extract representations that are provably optimal under dot product, without needing to retrain the model.

We then validated our claims by comparing the empirical performance of different architectures across transfer tasks. In general, we observed that unrolling even a single state of the RNN decoder always outperforms the raw encoder output with RNN decoder, and almost always outperforms the raw encoder output with BOW decoder for some number of unrolls. This indicates different vector embeddings can be used for different downstream tasks depending on what type of representation space is most suitable, potentially yielding high performance on a variety of tasks from a single trained model.

Although our analysis of encoder-decoder architectures only considered BOW and RNN components, others such as convolutional (Xu et al., 2016) and graph-based (Kipf & Welling, 2016) ones are more appropriate for some tasks. Additionally, although we focus on Euclidean spaces, it has been shown that hyperbolic spaces (Nickel & Kiela, 2017), complex-valued vector spaces (Trouillon et al., 2016) and spinor spaces (Kanjamapornkul et al., 2017) all have beneficial modelling properties. In each case, it is not necessarily true that evaluations are currently leveraging an optimal representation space for each model. However, as we showed with the RNN decoder, analysing the network itself can reveal a transformation from the intuitive choice of space to an optimal one. Evaluating in this space should further improve performance of these models. We leave this for future work.

Ultimately, a good representation is one that makes a subsequent learning task easier. For unsupervised similarity tasks, this essentially reduces to how well the model separates objects in the chosen representation space, and how appropriately the similarity measure compares objects in that space. Our findings lead us to the following practical advice: i) Use a simple model architecture where the optimal representation space is clear by construction, or ii) use an arbitrarily complex model architecture and analyse the objective function to reveal, for a chosen vector representation, an appropriate similarity metric.

We hope that future work will utilise a careful understanding of what similarity means and how it is linked to the objective function, and that our analysis can be applied to help boost the performance of other complex models.

REFERENCES

- Yossi Adi, Einat Kermany, Yonatan Belinkov, Ofer Lavi, and Yoav Goldberg. Fine Grained Analysis of Sentence Embeddings Using Auxiliary Prediction Tasks. *ICLR*, 44(3):1–12, mar 2017. URL <http://stroke.ahajournals.org/cgi/doi/10.1161/STR.0b013e318284056a>.
- Eneko Agirre. SemEval-2015 Task 2: Semantic Textual Similarity, English, Spanish and Pilot on Interpretability. *SemEval2015*, (SemEval):252–263, 2015.
- Eneko Agirre, Daniel Cer, Mona Diab, and Aitor Gonzalez-Agirre. SemEval-2012 Task 6: A Pilot on Semantic Textual Similarity. *Proc. 6th Int. Work. Semant. Eval. (SemEval 2012), conjunction with First Jt. Conf. Lex. Comput. Semant. (*SEM 2012)*, (3):385–393, 2012.
- Eneko Agirre, Daniel Cer, Mona Diab, Aitor Gonzalez-Agirre, and Weiwei Guo. SEM 2013 shared task : Semantic Textual Similarity. *Second Jt. Conf. Lex. Comput. Semant. (*SEM 2013)*, 1: 32–43, 2013.
- Eneko Agirre, Carmen Banea, Claire Cardie, Daniel Cer, Mona Diab, Aitor Gonzalez-Agirre, Weiwei Guo, Rada Mihalcea, German Rigau, and Janyce Wiebe. SemEval-2014 Task 10: Multilingual Semantic Textual Similarity. *Proc. 8th Int. Work. Semant. Eval. (SemEval 2014)*, (SemEval): 81–91, 2014.
- Eneko Agirre, Carmen Banea, Daniel Cer, Mona Diab, Aitor Gonzalez-Agirre, Rada Mihalcea, German Rigau, and Janyce Wiebe. SemEval-2016 Task 1: Semantic Textual Similarity, Monolingual

- and Cross-Lingual Evaluation. *Proc. 10th Int. Work. Semant. Eval.*, pp. 497–511, 2016. URL <http://aclweb.org/anthology/S16-1081>.
- Amjad Almahairi, Kyle Kastner, Kyunghyun Cho, and Aaron Courville. Learning Distributed Representations for Reviews for Collaborative Filtering. In *Proc. 9th ACM Conf. Recomm. Syst. - RecSys '15*, pp. 147–154, New York, New York, USA, 2015. ACM Press.
- Sanjeev Arora, Yingyu Liang, and Tengyu Ma. A Simple but Tough-to-Beat Baseline for Sentence Embeddings. *Int. Conf. Learn. Represent.*, pp. 1–14, 2017.
- Jimmy Lei Ba, Ryan Kiros, and Geoffrey E. Hinton. Layer Normalization. jul 2016. ISSN 1607.06450. URL <http://arxiv.org/abs/1607.06450>.
- Marco Baroni, Georgiana Dinu, and Germán Kruszewski. Don’t count, predict! A systematic comparison of context-counting vs. context-predicting semantic vectors. In *Proc. 52nd Annu. Meet. Assoc. Comput. Linguist. (Volume 1 Long Pap.)*, pp. 238–247, Stroudsburg, PA, USA, 2014. Association for Computational Linguistics. URL <http://aclweb.org/anthology/P14-1023>.
- Piotr Bojanowski, Edouard Grave, Armand Joulin, and Tomas Mikolov. Enriching Word Vectors with Subword Information. jul 2016. URL <http://arxiv.org/abs/1607.04606>.
- Daniel Cer, Mona Diab, Eneko Agirre, Iñigo Lopez-Gazpio, and Lucia Specia. SemEval-2017 Task 1: Semantic Textual Similarity - Multilingual and Cross-lingual Focused Evaluation. *Proc. 11th Int. Work. Semant. Eval.*, pp. 1–14, jul 2017.
- Kyunghyun Cho, Bart van Merriënboer, Caglar Gulcehre, Dzmitry Bahdanau, Fethi Bougares, Holger Schwenk, and Yoshua Bengio. Learning Phrase Representations using RNN EncoderDecoder for Statistical Machine Translation. In *Proc. 2014 Conf. Empir. Methods Nat. Lang. Process.*, pp. 1724–1734, Stroudsburg, PA, USA, 2014. Association for Computational Linguistics. URL <http://arxiv.org/abs/1406.1078>.
- Alexis Conneau, Douwe Kiela, Holger Schwenk, Loic Barrault, and Antoine Bordes. Supervised Learning of Universal Sentence Representations from Natural Language Inference Data. may 2017. URL <http://arxiv.org/abs/1705.02364>.
- Bill Dolan, Chris Quirk, and Chris Brockett. Unsupervised construction of large paraphrase corpora. In *Proc. 20th Int. Conf. Comput. Linguist. - COLING '04*, pp. 350–es, Morristown, NJ, USA, 2004. Association for Computational Linguistics.
- Bernd Girod, Vijay Chandrasekhar, David Chen, Ngai-Man Cheung, Radek Grzeszczuk, Yuriy Reznik, Gabriel Takacs, Sam Tsai, and Ramakrishna Vedantham. Mobile Visual Search. *IEEE Signal Process. Mag.*, 28(4):61–76, jul 2011. URL <http://arxiv.org/abs/1112.6209>.
- Ian Goodfellow, Yoshua Bengio, and Aaron Courville. Deep Learning, 2016. ISSN 1548-7091. URL <https://mitpress.mit.edu/books/deep-learning>.
- Aditya Grover and Jure Leskovec. node2vec: Scalable Feature Learning for Networks. jul 2016. doi: 10.1145/2939672.2939754. URL <http://arxiv.org/abs/1607.00653>.
- Zellig S. Harris. Distributional Structure. *WORD*, 10(2-3):146–162, aug 1954.
- Felix Hill, Kyunghyun Cho, and Anna Korhonen. Learning Distributed Representations of Sentences from Unlabelled Data. feb 2016. URL <http://arxiv.org/abs/1602.03483>.
- Minqing Hu and Bing Liu. Mining and summarizing customer reviews. In *Proc. 2004 ACM SIGKDD Int. Conf. Knowl. Discov. data Min. - KDD '04*, pp. 168, New York, New York, USA, 2004. ACM Press.
- Armand Joulin, Edouard Grave, Piotr Bojanowski, and Tomas Mikolov. Bag of Tricks for Efficient Text Classification. In *Proc. 15th Conf. Eur. Chapter Assoc. Comput. Linguist. Vol. 2, Short Pap.*, pp. 427–431, Stroudsburg, PA, USA, jul 2017. Association for Computational Linguistics. URL <http://arxiv.org/abs/1607.01759>.

- Nal Kalchbrenner, Edward Grefenstette, and Phil Blunsom. A Convolutional Neural Network for Modelling Sentences. In *Proc. 52nd Annu. Meet. Assoc. Comput. Linguist. (Volume 1 Long Pap.)*, pp. 655–665, Stroudsburg, PA, USA, apr 2014. Association for Computational Linguistics. URL <http://arxiv.org/abs/1404.2188>.
- Kabin Kanjamapornkul, Richard Pinčák, Sanphet Chunitpaisan, and Erik Bartoš. Support Spinor Machine. *Digit. Signal Process. A Rev. J.*, 70:59–72, sep 2017.
- Diederik P. Kingma and Jimmy Ba. Adam: A Method for Stochastic Optimization. pp. 1–15, dec 2014. URL <http://arxiv.org/abs/1412.6980>.
- Thomas N Kipf and Max Welling. Variational Graph Auto-Encoders. *Nipsw*, (2):1–3, nov 2016. URL <http://arxiv.org/abs/1611.07308>.
- Ryan Kiros, Yukun Zhu, Ruslan Salakhutdinov, Richard S. Zemel, Antonio Torralba, Raquel Urtasun, and Sanja Fidler. Skip-Thought Vectors. jun 2015. URL <http://arxiv.org/abs/1506.06726>.
- Quoc V. Le and Tomas Mikolov. Distributed Representations of Sentences and Documents. 32, 2014. URL <http://arxiv.org/abs/1405.4053>.
- Omer Levy and Yoav Goldberg. Neural Word Embedding as Implicit Matrix Factorization. In Z Ghahramani, M Welling, C Cortes, N D Lawrence, and K Q Weinberger (eds.), *Adv. Neural Inf. Process. Syst.* 27, pp. 2177–2185. Curran Associates, Inc., 2014.
- M Marelli, S Menini, Marco Baroni, L Bentivogli, R Bernardi, and R Zamparelli. A SICK cure for the evaluation of compositional distributional semantic models. *Lrec*, (May):216–223, 2014.
- Tomas Mikolov, Kai Chen, Greg Corrado, and Jeffrey Dean. Efficient Estimation of Word Representations in Vector Space. pp. 1–12, jan 2013. URL <http://arxiv.org/abs/1301.3781>.
- Dmitrijs Milajevs, Dimitri Kartsaklis, Mehrnoosh Sadrzadeh, and Matthew Purver. Evaluating Neural Word Representations in Tensor-Based Compositional Settings. pp. 708–719, aug 2014. URL <http://arxiv.org/abs/1408.6179>.
- Jeff Mitchell and Mirella Lapata. Composition in Distributional Models of Semantics. *Cogn. Sci.*, 34(8):1388–1429, nov 2010.
- Annamalai Narayanan, Mahinthan Chandramohan, Rajasekar Venkatesan, Lihui Chen, Yang Liu, and Shantanu Jaiswal. graph2vec: Learning Distributed Representations of Graphs. jul 2017. URL <http://arxiv.org/abs/1708.04357>.
- Maximilian Nickel and Douwe Kiela. Poincaré Embeddings for Learning Hierarchical Representations. may 2017.
- Bo Pang and Lillian Lee. A sentimental education: sentiment analysis using subjectivity summarization based on minimum cuts. In *Proc. 42nd Annu. Meet. Assoc. Comput. Linguist. - ACL '04*, pp. 271–es, Morristown, NJ, USA, 2004. Association for Computational Linguistics. URL <http://arxiv.org/abs/cs/0409058>.
- Bo Pang and Lillian Lee. Seeing stars: exploiting class relationships for sentiment categorization with respect to rating scales. In *Proc. 43rd Annu. Meet. Assoc. Comput. Linguist. - ACL '05*, number June, pp. 115–124, Morristown, NJ, USA, 2005. Association for Computational Linguistics. URL <http://arxiv.org/abs/cs/0506075>.
- Jeffrey Pennington, Richard Socher, and Christopher Manning. Glove: Global Vectors for Word Representation. In *Proc. 2014 Conf. Empir. Methods Nat. Lang. Process.*, pp. 1532–1543, Stroudsburg, PA, USA, 2014. Association for Computational Linguistics.
- Tamara Polajnar, Laura Rimell, and Stephen Clark. An Exploration of Discourse-Based Sentence Spaces for Compositional Distributional Semantics. In *Proc. First Work. Link. Comput. Model. Lexical, Sentential Discourse-level Semant.*, pp. 1–11, Stroudsburg, PA, USA, 2015. Association for Computational Linguistics.

- Ali Sharif Razavian, Hossein Azizpour, Josephine Sullivan, and Stefan Carlsson. CNN Features Off-the-Shelf: An Astounding Baseline for Recognition. In *2014 IEEE Conf. Comput. Vis. Pattern Recognit. Work.*, pp. 512–519. IEEE, jun 2014.
- Dan Roth and Xin Li. Learning Question Classifiers. pp. 1–7, 2003.
- Adriaan M. J. Schakel and Benjamin J Wilson. Measuring Word Significance using Distributed Representations of Words. aug 2015. URL <http://arxiv.org/abs/1508.02297>.
- Tobias Schnabel, Igor Labutov, David Mimno, and Thorsten Joachims. Evaluation methods for unsupervised word embeddings. In *Proc. 2015 Conf. Empir. Methods Nat. Lang. Process.*, number September, pp. 298–307, Stroudsburg, PA, USA, 2015. Association for Computational Linguistics.
- Kai Sheng Tai, Richard Socher, and Christopher D Manning. Improved Semantic Representations From Tree-Structured Long Short-Term Memory Networks. feb 2015.
- Théo Trouillon, Johannes Welbl, Sebastian Riedel, Éric Gaussier, and Guillaume Bouchard. Complex Embeddings for Simple Link Prediction. 48, jun 2016. URL <http://arxiv.org/abs/1606.06357>.
- Ellen M Voorhees. Overview of the TREC 2001 question answering track. *NIST Spec. Publ.*, (0): 42–51, 2002.
- Janyce Wiebe, Theresa Wilson, and Claire Cardie. Annotating Expressions of Opinions and Emotions in Language. *Lang. Resour. Eval.*, 39(2-3):165–210, may 2005.
- John Wieting and Kevin Gimpel. Revisiting Recurrent Networks for Paraphrastic Sentence Embeddings. In *Proc. 55th Annu. Meet. Assoc. Comput. Linguist. (Volume 1 Long Pap.)*, pp. 2078–2088, Stroudsburg, PA, USA, 2017. Association for Computational Linguistics. URL <http://arxiv.org/abs/1705.00364><http://aclweb.org/anthology/P17-1190>.
- John Wieting, Mohit Bansal, Kevin Gimpel, and Karen Livescu. Towards Universal Paraphrastic Sentence Embeddings. pp. 1–17, nov 2015. URL <http://arxiv.org/abs/1511.08198>.
- Kun Xu, Siva Reddy, Yansong Feng, Songfang Huang, and Dongyan Zhao. Question Answering on Freebase via Relation Extraction and Textual Evidence. In *Proc. 54th Annu. Meet. Assoc. Comput. Linguist. (Volume 1 Long Pap.)*, pp. 2326–2336, Stroudsburg, PA, USA, may 2016. Association for Computational Linguistics.
- Wenpeng Yin and Hinrich Schütze. Discriminative Phrase Embedding for Paraphrase Identification. In *Proc. 2015 Conf. North Am. Chapter Assoc. Comput. Linguist. Hum. Lang. Technol.*, volume 21, pp. 1368–1373, Stroudsburg, PA, USA, sep 2015. Association for Computational Linguistics.
- Yizhe Zhang, Dinghan Shen, Guoyin Wang, Zhe Gan, Ricardo Henao, and Lawrence Carin. Deconvolutional Paragraph Representation Learning. aug 2017. URL <http://arxiv.org/abs/1708.04729>.
- Yukun Zhu, Ryan Kiros, Richard Zemel, Ruslan Salakhutdinov, Raquel Urtasun, Antonio Torralba, and Sanja Fidler. Aligning Books and Movies: Towards Story-like Visual Explanations by Watching Movies and Reading Books. *Proc. IEEE Int. Conf. Comput. Vis.*, 2015 Inter:19–27, jun 2015. URL <http://arxiv.org/abs/1506.06724>.

Table 3: Performance of the SkipThought model, with and without layer normalisation (Kiros et al., 2015; Ba et al., 2016), compared against the RNN-RNN model used in our experimental setup. On each task, the highest performing model is highlighted in bold. For SICK-R, we report the Pearson correlation, and for STS14 we report the Pearson/Spearman correlation with human-provided scores. For all other tasks, reported values indicate test accuracy. † indicates results taken from Conneau et al. (2017). ‡ indicates our results from running SentEval on the model downloaded from Ba et al. (2016)’s publicly available codebase (<https://github.com/ryankiros/layer-norm>). We attribute the discrepancies in performance to differences in experimental setup or implementation. However, we expect our unrolling procedure to also boost SkipThought’s performance on unsupervised similarity tasks, as we show for RNN-RNN in our fair single-codebase comparisons in the main text.

Model	MR	CR	SUBJ	MPQA	SST	TREC	MRPC	SICK-R	SICK-E	STS14
SkipThought †	76.5	80.1	93.6	87.1	82.0	92.2	73.0	0.86	82.3	0.29/0.35
SkipThought-LN †	79.4	83.1	93.7	89.3	82.9	88.4	-	0.86	79.5	0.44/0.45
SkipThought-LN ‡	78.6	82.2	92.9	89.1	83.8	87.0	73.2	0.86	81.2	0.41/0.40
RNN-RNN	77.1	81.8	92.6	88.6	82.7	86.6	71.9	0.83	81.1	0.35/0.35

Table 4: Performance of different architectures and sentence representations on unsupervised similarity tasks using the cosine similarity between two vectors as the measure of their similarity. On each task, the highest performing setup for each encoder type is highlighted in bold and the highest performing setup overall is underlined. All reported values indicate Pearson/Spearman correlation coefficients for the task. **RNN encoder:** Using the raw encoder output (RNN-RNN) achieves the lowest performance across all tasks. Unrolling the RNN decoders dramatically improves the performance across all tasks compared to using the raw encoder RNN output, validating the theoretical justification presented in subsection 3.3. **BOW encoder:** We do not observe the same uplift in performance from unrolling the RNN encoder compared to the encoder output; fully understanding this behaviour is left for future work.

Encoder	Decoder	STS12	STS13	STS14	STS15	STS16
RNN	BOW	0.466/0.496	0.376/0.414	0.478/0.482	0.424/0.454	0.552/0.586
	RNN	0.323/0.357	0.320/0.319	0.345/0.345	0.402/0.409	0.373/0.408
	RNN-concat	0.419/0.445	0.426/0.414	0.466/0.452	0.497/0.503	0.511/0.529
BOW	BOW	0.497/0.517	0.526/0.520	0.576/0.561	0.604/0.605	0.592/0.592
	RNN	0.508/0.526	0.483/0.489	0.575/0.562	0.644/0.641	0.585/0.585
	RNN-concat	0.521/0.540	0.491/0.498	0.561/0.554	0.627/0.625	0.584/0.581

A COMPARISON WITH SKIPTHOUGHT

See Table 3 for a comparison of our RNN-RNN results with results of SkipThought from the literature.

B COSINE SIMILARITY ON STS TASKS

As discussed in section 3, the objective function is maximising the dot product between the context and our stated optimal representations (encoder output in the case of the BOW decoder, and unrolled RNN representation in the case of the RNN decoder). However, as other researchers in the field frequently use cosine similarity for the STS tasks, we present the results using cosine similarity in Table 4 and the results for different numbers of unrolled hidden decoder states in Figure 3.

Although the results in Table 4 are mostly consistent with the dot product results in Table 1, the overall performance across STS tasks is noticeably lower when dot product is used instead of cosine similarity to determine semantic similarity. Switching from using cosine similarity to dot product transitions from considering only angle between two vectors, to also considering their length. Empirical studies have indicated that the length of a word vector corresponds to how sure of its context the model that produces it is. This is related to how often the model has seen the word, and how many different contexts it appears in (for example, the word vectors for “January” and “February” have similar norms, however, the word vector for “May” is noticeably smaller) (Schakel & Wilson, 2015).

A corollary is that longer sentences on average have shorter norms, since they contain more words which, in turn, have appeared in more contexts (Adi et al., 2017). During training, the corpus can induce differences in norms in a way that strongly penalises sentences potentially containing multiple contexts, and consequently will disfavour these sentences as similar to other sentences

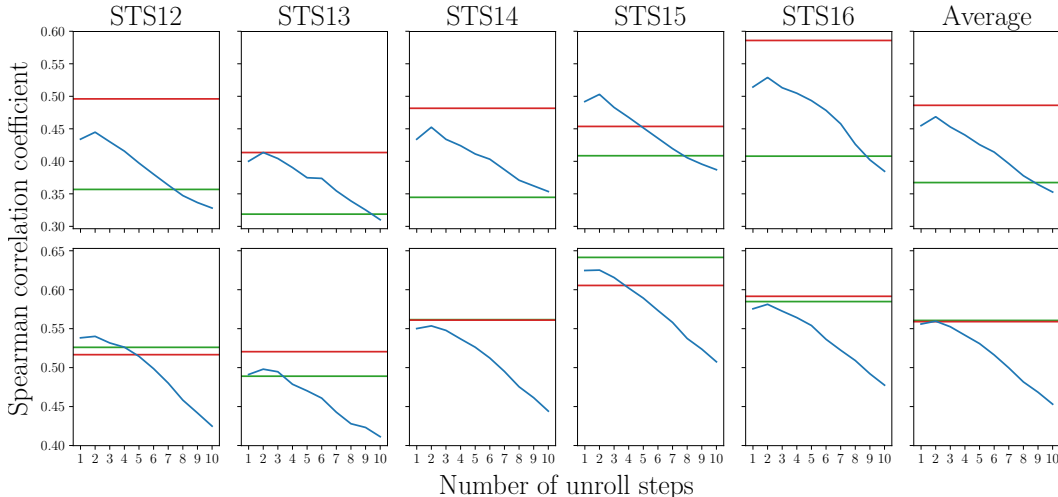


Figure 3: Performance on the STS tasks depending on the number of unrolled hidden states of the decoders, using cosine similarity as the similarity measure. The top row presents results for the RNN encoder and the bottom row for the BOW encoder. **Red:** Raw encoder output with BOW decoder. **Green:** Raw encoder output with RNN decoder. **Blue:** Unrolled RNN decoder output. For both RNN and BOW encoders, unrolling the decoder strictly outperforms *-RNN for almost every number of unroll steps, and perform nearly as well as or better than *-BOW.

Table 5: Performance of different architectures and sentence representations on unsupervised similarity tasks using dot product as the similarity measure. On each task, the highest performing setup for each encoder type is highlighted in bold and the highest performing setup overall is underlined. All reported values indicate Pearson/Spearman correlation coefficients for the task.

Encoder	Decoder	STS12	STS13	STS14	STS15	STS16
RNN	BOW	0.286/ 0.384	0.381/0.426	0.365/0.406	0.262/0.392	0.260/0.328
	RNN	0.267/0.286	0.371/0.365	0.357/0.348	0.379/0.379	0.313/0.303
	RNN-mean	0.330/0.361	0.420/0.427	0.438/0.428	0.419/0.426	0.324/0.342
	RNN-concat	0.335/0.359	0.411/0.415	0.413/0.403	0.414/0.419	0.326/0.347
BOW	BOW	0.351/0.390	0.418/0.478	0.442/0.488	0.455/0.535	0.370/ 0.461
	RNN	0.310/0.342	0.365/0.422	0.396/0.440	0.412/0.469	0.281/0.330
	RNN-mean	0.394/0.414	0.469/0.495	0.490/0.498	0.495/0.530	0.381/0.439
	RNN-concat	0.422/0.438	0.478/0.498	0.498/0.506	0.512/0.544	0.402/0.460

under the dot product. This potentially renders the dot product a less useful metric to choose for STS tasks than cosine similarity, which is unaffected by this issue.

C UNROLLING RNN DECODERS BY TAKING THE MEAN

A practical downside of the unrolling procedure described in subsection 3.3 is that concatenating hidden states of the decoder leads to very high dimensional vectors, which might be undesirable due to memory or other practical constraints. An alternative is to instead average the hidden states, which also corresponds to a representation space in which the training objective optimises the dot product as a measure of similarity between a sentence and its context. We refer to this model choice as *-RNN-mean.

Results on similarity and transfer tasks for BOW-RNN-mean and RNN-RNN-mean are presented in Table 5 and 6 respectively, with results for the other models from section 5 included for completeness. While the strong performance of RNN-RNN-mean relative to RNN-RNN is consistent with our theory, exploring why it is able to outperform RNN-concat experimentally on STS tasks is left to future work.

Table 6: Performance of different architectures and sentence representations on supervised transfer tasks. On each task, the highest performing setup for each encoder type is highlighted in bold and the highest performing setup overall is underlined. All reported values indicate test accuracy on the task, except for SICK-R where we report the Pearson correlation with human-provided scores.

Encoder	Decoder	MR	CR	MPQA	SUBJ	SST	TREC	MRPC	SICK-R	SICK-E
RNN	BOW	75.78	79.34	86.25	90.77	81.99	84.60	70.55	0.80	78.81
	RNN	77.06	81.77	88.59	92.56	<u>82.65</u>	86.60	71.94	0.83	81.10
	RNN-mean	76.55	81.03	87.35	92.29	81.11	84.80	73.51	0.84	78.22
	RNN-concat	76.20	82.07	85.96	91.80	80.83	87.20	71.59	0.82	80.35
BOW	BOW	76.16	81.14	87.03	92.77	81.66	84.20	71.07	0.84	80.58
	RNN	76.05	82.07	85.80	92.13	80.83	87.20	72.99	0.82	78.87
	RNN-mean	75.85	81.30	85.54	90.80	80.12	84.00	71.13	0.81	77.76
	RNN-concat	<u>77.27</u>	82.04	88.74	<u>92.88</u>	81.82	89.60	73.68	0.85	82.26